

Virtual Services with LifeWorks

LifeWorks offers affordable group and private online services through a [Microsoft Teams](#) virtual session.

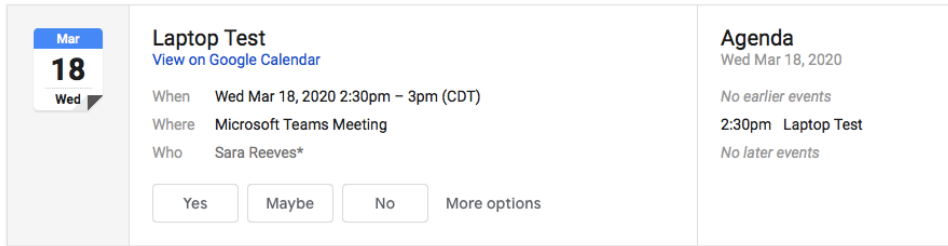
You can join a virtual session from any device if you have a Teams account or not.

Contents

Joining with a Computer	1
Joining with a smart phone.....	5
Joining with a phone call:	10

Joining with a Computer

1. Open the email invite



The screenshot shows an email invite for a meeting titled "Laptop Test". On the left, there is a calendar widget for March 18th (Wednesday). The main content area includes the following details:

- Title:** Laptop Test
- Link:** [View on Google Calendar](#)
- When:** Wed Mar 18, 2020 2:30pm - 3pm (CDT)
- Where:** Microsoft Teams Meeting
- Who:** Sara Reeves*

At the bottom of the invite, there are four buttons: "Yes", "Maybe", "No", and "More options".

On the right side of the email, there is an "Agenda" section for "Wed Mar 18, 2020":


- No earlier events
- 2:30pm Laptop Test
- No later events

[Join Microsoft Teams Meeting](#)

[+1 346-200-6315](#) United States, Houston (Toll)

Conference ID: 173 466 580#


[Local numbers](#) | [Reset PIN](#) | [Learn more about Teams](#) | [Meeting options](#)

 [invite.ics](#) [Download](#)

2. Accept the meeting invite

- a. When ready to join the meeting:
 - i. Click "Join Microsoft Teams Meeting"
 1. *Can join through the email invite or your calendar*

to me ▾

	Laptop Test View on Google Calendar When Wed Mar 18, 2020 2:30pm – 3pm (CDT) Where Microsoft Teams Meeting Who Sara Reeves* <input type="button" value="Yes"/> <input type="button" value="Maybe"/> <input type="button" value="No"/> More options	Agenda Wed Mar 18, 2020 <i>No earlier events</i> 2:30pm Laptop Test <i>No later events</i>
---	---	--

[Join Microsoft Teams Meeting](#)

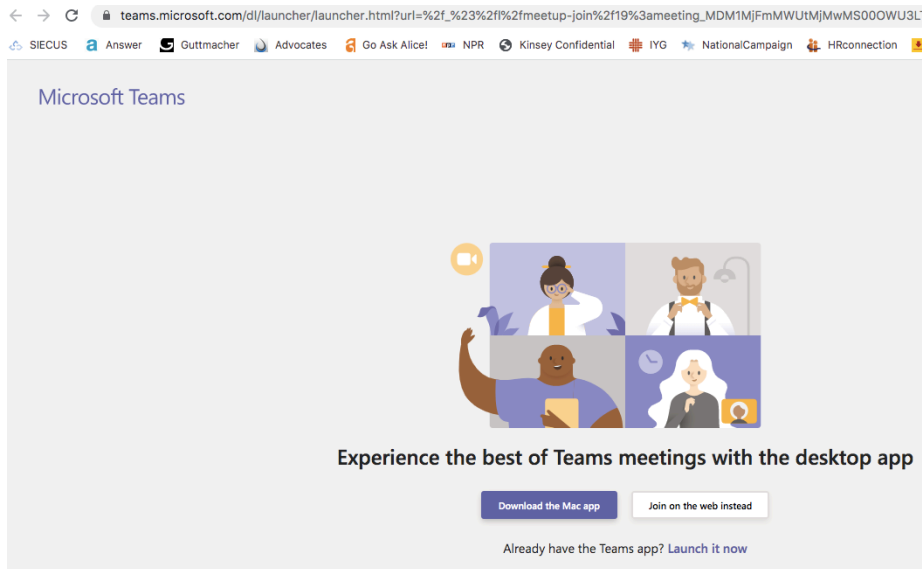
[+1 346-200-6315](#) United States, Houston (Toll)

Conference ID: 173 466 580#

[Local numbers](#) | [Reset PIN](#) | [Learn more about Teams](#) | [Meeting options](#)

3. Join the Microsoft Teams Meeting

- a. Click “Join on the web” (instructions below)
 - i. Can also download the app to your computer



← → ↻ teams.microsoft.com/dl/launcher/launcher.html?url=%2f_%23%2fmeetup-join%2f19%3ameeting_MDM1MjFmMWUtMjMwMS00OWU3L...
SIECUS Answer Guttmacher Advocates Go Ask Alice! NPR Kinsey Confidential IYG National Campaign HRconnection

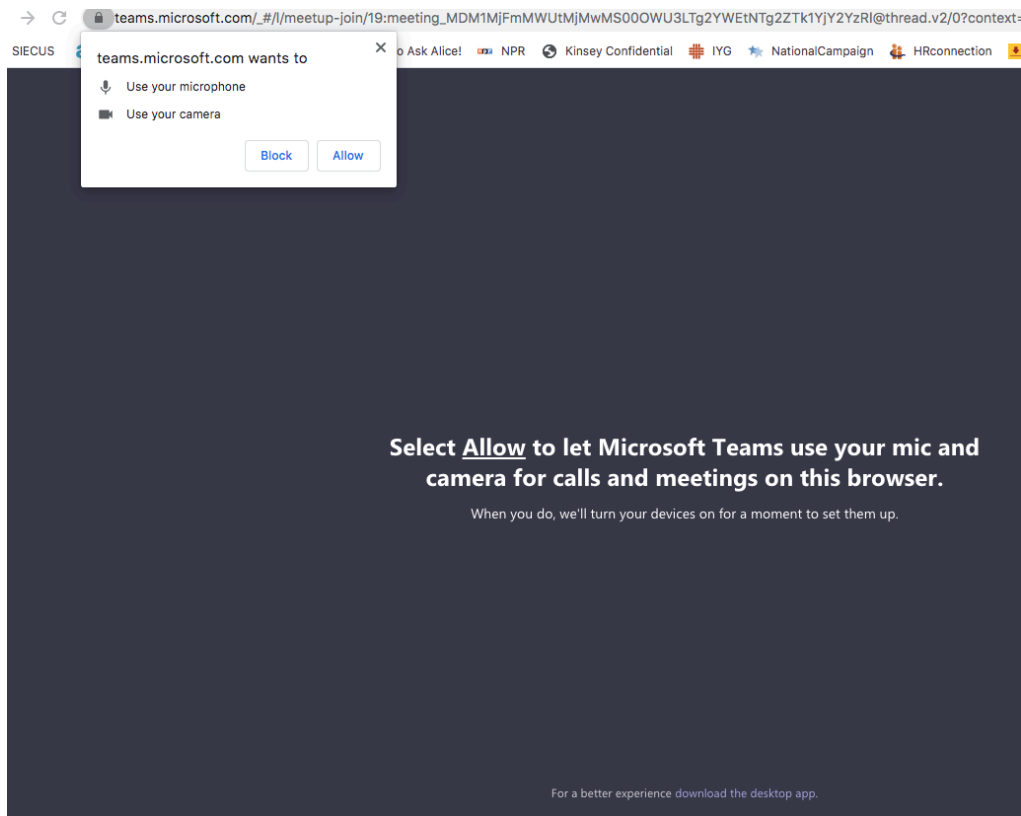
Microsoft Teams

Experience the best of Teams meetings with the desktop app

Already have the Teams app? [Launch it now](#)

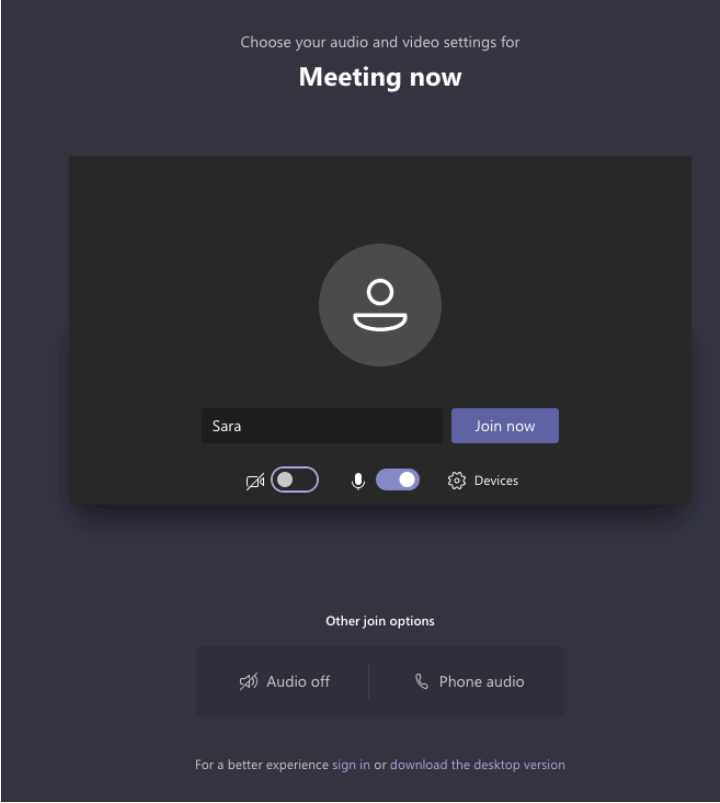
4. Allow the site to access your microphone and camera

- a. Click “Allow”

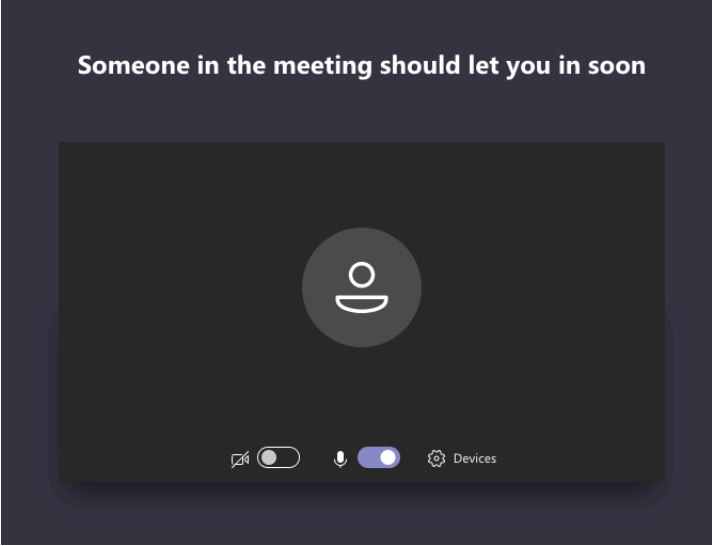


5. Choose your audio and video settings

- a. Click the dot next the camera icon to activate video
- b. Type in your name
- c. Click "Join Now"



6. Wait to be added into the call

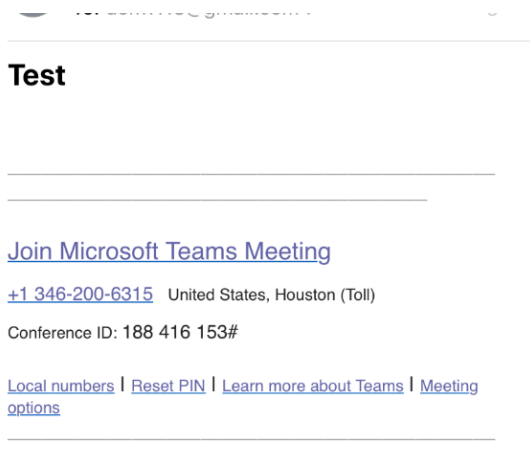


Joining with a smart phone

This job aid shows the user experience for iOS and Android users.

1. Open the email on their mobile device:

- a. Click “Join Microsoft Teams Meeting”

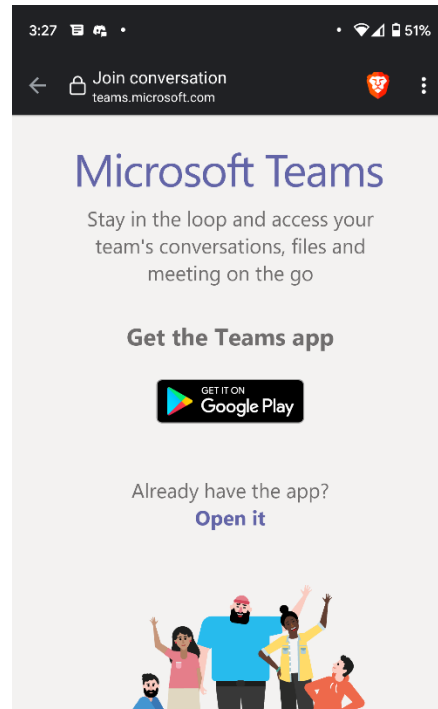
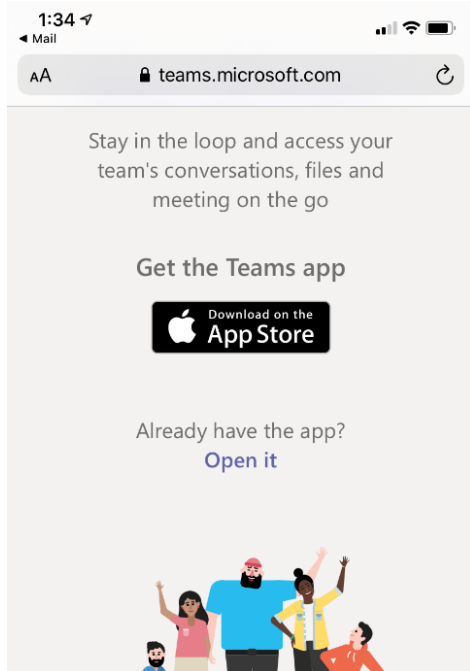


***NOTE:**



- **If you ONLY NEED AUDIO** – They can click on the phone number included in the invite and enter the Conference ID to join the call
- **If they need to access VIDEO** – They will need to download the app on their phone (instructions below)

2. Download the Teams app

- a. For iOS: Click “Download on the App Store”
- b. For Android: Click “Get it on Google Play”



3. Click “Get” (iOS) or “Install” (android) to download the app for free



4. Open the app and “Join as a Guest” or “Sign in and join – Sign up for free”

Microsoft Teams



Meeting time!
How would you like to join?

Join as a guest

Sign in and join

Microsoft Teams



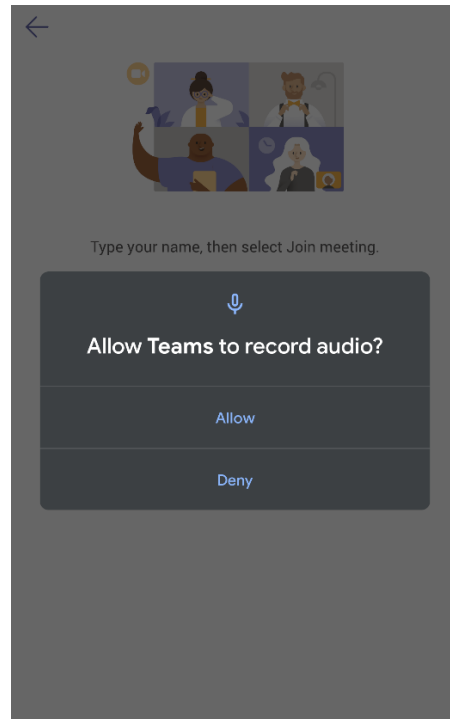
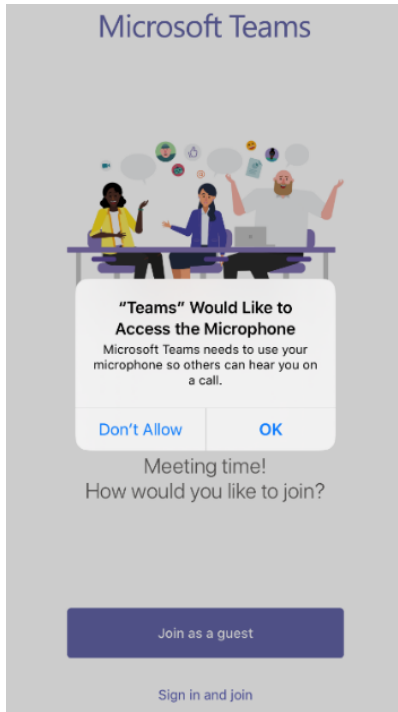
Welcome to Microsoft Teams!
A happier place for teams to
work together.

Sign in

Sign up for free

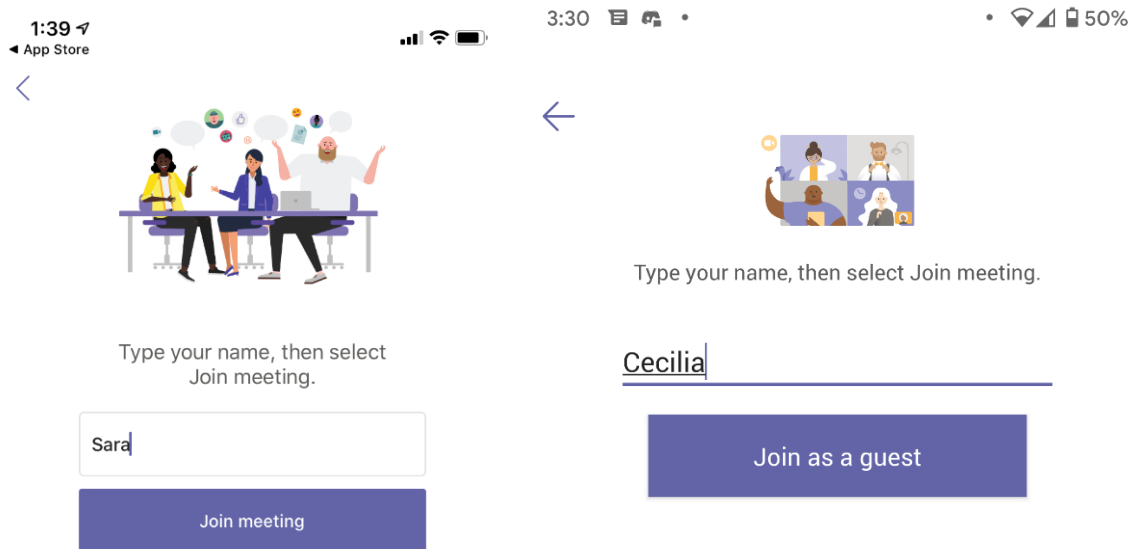
5. Allow the app to access your microphone

- Click "OK" for iOS or "Allow" for Android
- For Android devices this prompt might come up later

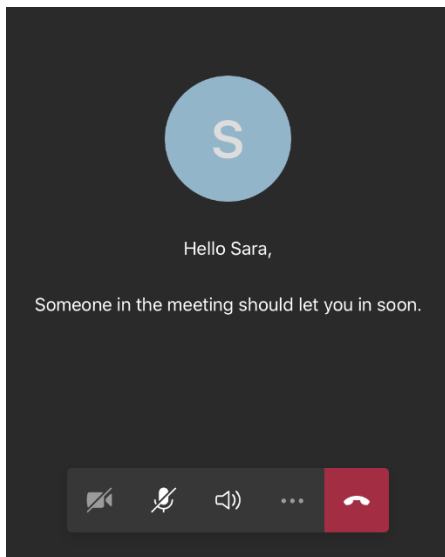


6. Join the meeting

- Enter your name
- Click "join meeting" or "join as a guest"

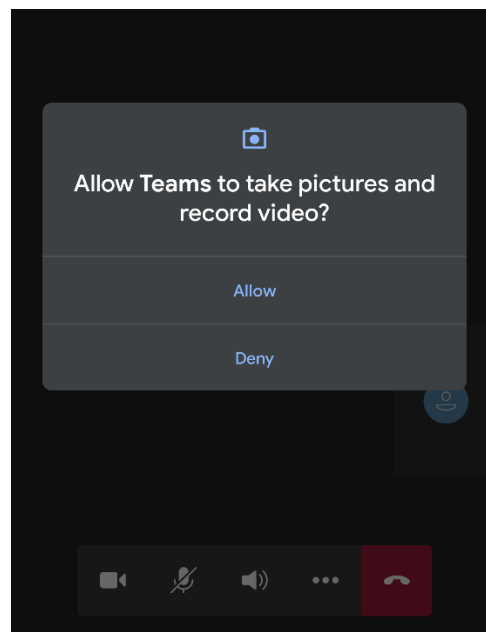
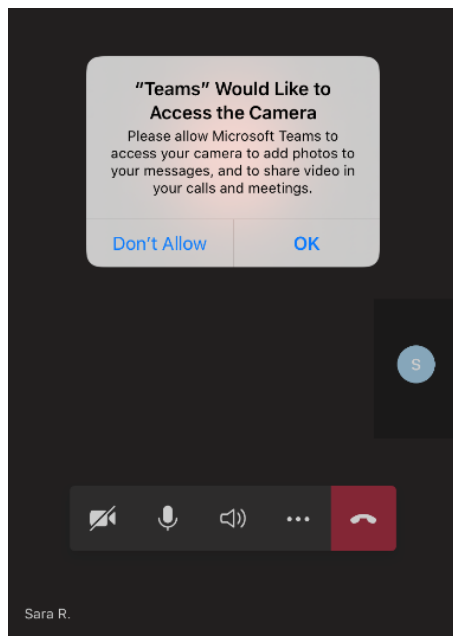


7. Wait to be added into the call



8. Allow Teams to access your camera

- a. Click "OK" for iOS
- b. Click "Allow" for Android



Follow these steps to join a session:

Joining with a phone call:

You have the option of calling into the session using the phone number and access code included in your email invitation.

Video is not available in a phone call session.